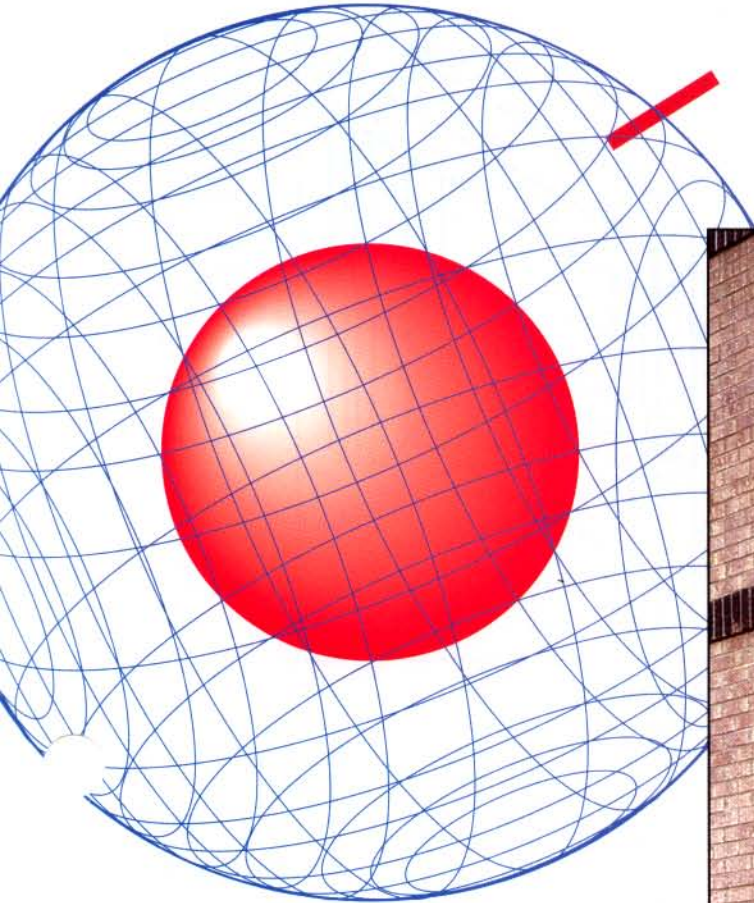


/// **ATMOSEAL**®

DOCK FACILITY ENVIRONMENTAL PROTECTION SEALS



/// **SUPERSEAL**® **SERIES 0101** FIXED HEAD PAD TRUCK DOCK SEAL

Designed for openings up to 8'0"W x 8'0"H where vehicles are of a generally standard size. The Series 0101 is the most economical way to form an air-tight seal between the building and the back end of the trailer. The resilient foam pads covered with a large selection of tough abrasion resistant fabrics create a tight seal that blocks out foul weather, insects, dust, and may reduce pilferaging, while saving money on energy costs. Dock door seals help productivity by increasing safety, protecting personnel, products, and equipment.

ATMOSEAL®

DOCK FACILITY ENVIRONMENTAL PROTECTION SEALS

SERIES 0101

The Company

Super Seal's name has long been associated with leadership, innovation, and quality in the dock seal and shelter industry. A skilled and experienced, sales, engineering, and management team, coupled with professional seamstresses, craftsmen and state-of-the-art production equipment ensures a superior, long lasting product. Only the finest grade of environmentally friendly raw materials are used. Specially developed ultra high performance fabrics offer the ultimate in tear, abrasion, and weatherability resistance. A trained nationwide dealer network is available to assist and recommend a unit that will save you costly energy dollars and provide a safe and efficient working environment.

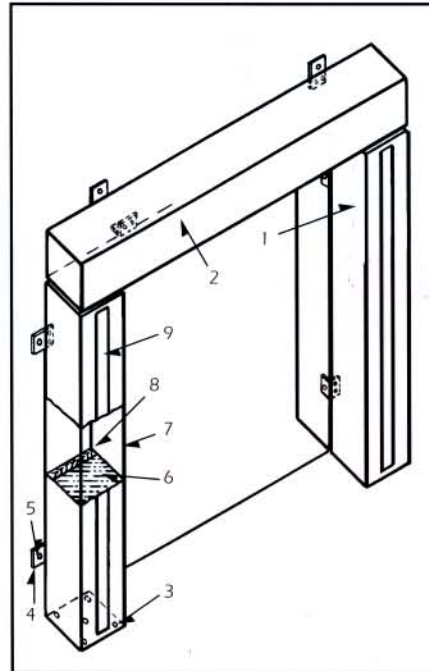
The Product

- Series 0101 standard dimensions for door openings 8'0"W x 8'0"H are two (2) 8'0" high vertical pads and one (1) 10'0" long head pad with 12" face and cubed shaped. Unit projection to be 10".
- Seals trailers 12'0" to 13'0" high from grade with a dock height of 48".
- A large selection of cover fabrics available including our exclusive SS-90 high performance vinyl and 16 oz. vinyl "RipStop". Other fabrics available include; hypalons, neoprenes and vinyls (See fabric page).
- Can be fitted for openings up to 9'0"W x 9'0"H by the use of wedge shaped vertical and head pads.
- 6" maximum pad projection in front of the dock bumper face is recommended to prevent over compression, excessive wear and tear, and undue building wall pressure.

Specifications

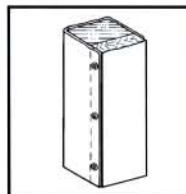
Dock door seal(s) to be **Series 0101** as manufactured by **Super Seal Mfg Ltd.**, Woodbridge, Ontario. Dock door seal(s) to be manufactured to fit door opening size(s) ____ft. wide x ____ft. high, using kiln-dried pressurized wood, and a high density, light weight urethane foam core with 98% compression recovery and maintaining flexibility at - 40° (fire retardant formula available; Please Specify). The foam core shall be continuously bonded (not spot glued) to the wood backing with a high quality, non-flammable elastic adhesive. Cover fabric shall be double stitched with a high strength twisted 4 ply 100% polyester bonded thread U.V. treated. The cover fabric overlaps the wood backing totally enclosing it and is fastened with heavy duty plated staples. All foam pads are vented through brass plated grommets allowing air to be exhausted and moisture to drain when pads are compressed. Vertical pads are tapered cut at the bottom to prevent sagging, pinching, and wearing when compressed. Vertical pads have a full height 4" yellow guide stripe to aid in spotting trailers. Unit shall be furnished with all necessary mounting hardware, galvanized to resist corrosion.

Cover fabric to be ____ oz. _____. Color: _____.
 Vertical Pads to be ____ ft. high, Cubed____, Wedged____, Tapered____.
 Head pad to be ____ ft. long x ____ " high. Unit projection _____".

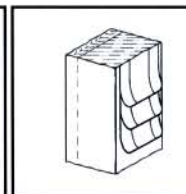


1. Vertical pads.
2. Head pad.
3. Brass plated grommets.
4. Galvanized steel mounting brackets.
5. 3/8" sleeve anchor bolts.
6. Polyurethane foam core.
7. Cover fabric.
8. Kiln-dried pressurized wood backing.
9. 4" wide yellow guide stripe.

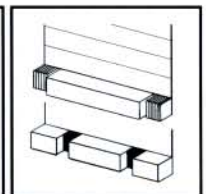
OPTIONS



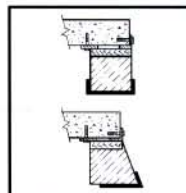
A. Cover material overlaps edges only.



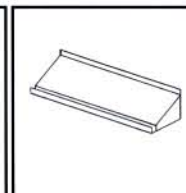
B. Protective flaps (4", 8", 16" exposure).



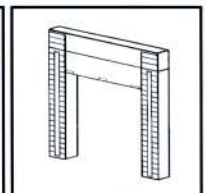
C. Bottom pads.



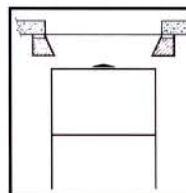
D. Double layer on impact area.




E. Galvanized steel canopy.



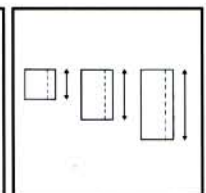
F. Touch and hold velcro drop curtain (12"-18" drop)



G. Beveled vertical pads (8/11 - 12/21).



H. Tapered units.



I. Higher head pad (up to 24" H).

DEALER IMPRINT

SUPERSEAL®

670 ROWNTREE DAIRY RD., WOODBRIDGE, ONTARIO, CANADA L4L 5T8

TEL: (905) 850-2929 TEL: 1-800-337-3239

FAX: (905) 850-2922 FAX: (905) 850-4440